DIST	COUNTY	ROUTE	POST MILES TOTAL PROJECT	SHEET NO.	TOTAL SHEETS

REGISTERED CIVIL ENGINEER

May 1, 2006
PLANS APPROVAL DATE

REGISTERED PROFESSIONAL ENGINEER
Tiliat Satter
No. C42892
Exp. 03-31-08
CIVIL
STATE OF CALIFORNIA

The State of California or its officers or agents shall not be responsible for the accuracy or completeness of electronic copies of this plan sheet.

To get to the Caltrans web site, go to: http://www.dot.ca.gov

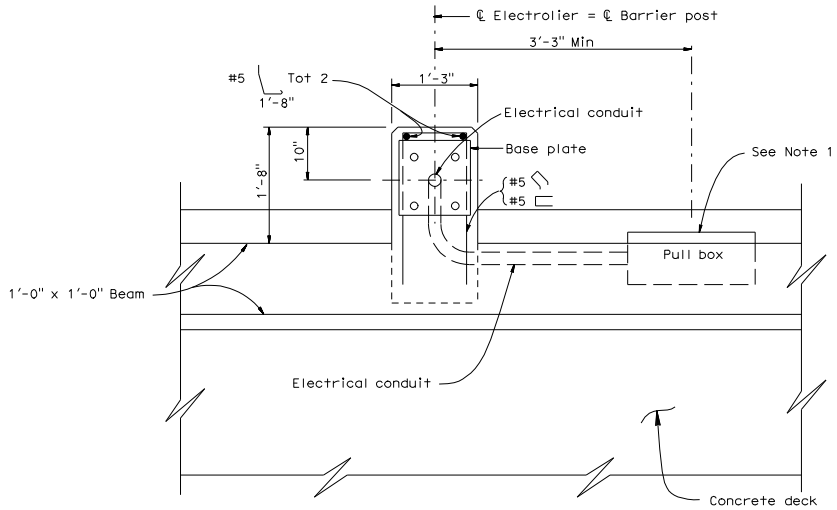

PLAN

Bend #5 and #8 Reinf in curb as required to clear pull box.

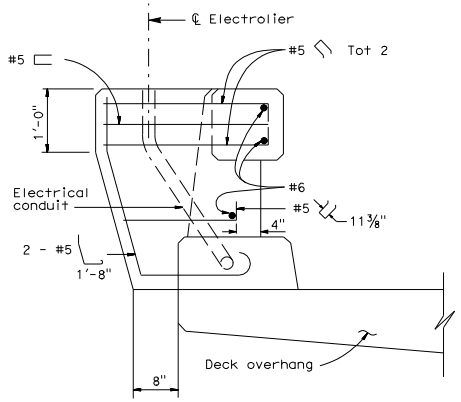

SECTION D-D

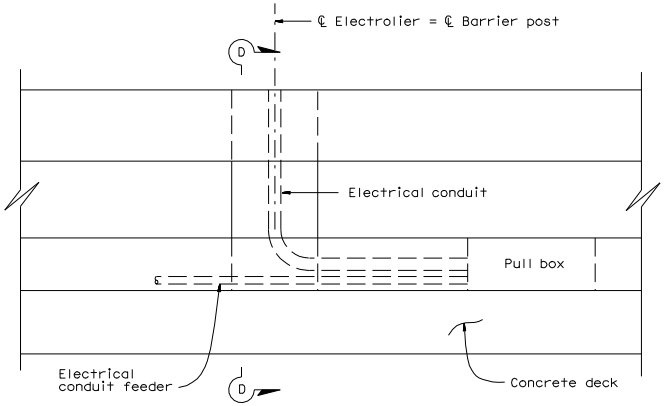

ELEVATION

BARRIER MODIFICATION FOR ELECTROLIER

See Note 4

ELECTROLIER NOTES:

1. See Project Plans for electrolier and pull box locations.
2. For electrical details, see Standard Plans ES-9A, 9B, 9C, 9D, and 9E.
3. This barrier is designed to accommodate only two (2) 1½" electrical conduit for electroliers on the structure. Any transporting of larger conduit is restricted to within the structure.
4. Only the additional reinforcing for the electrolier pedestal is shown. For other typical reinforcing for Type 80 Barrier, see Standard Plan B11-60.

STATE OF CALIFORNIA
DEPARTMENT OF TRANSPORTATION

CONCRETE BARRIER TYPE 80 (Sheet 2 of 2)

NO SCALE

B11-61

2006 STANDARD PLAN B11-61

1-11-06